



# equipment

## 1. Camera



A smart phone with a 4K video camera comes as standard with most smart phones these days.

## 2. Gimbal

A gimbal is a handheld mechanical stabilizer that can help you shoot smooth, cinematic footage without the need for a larger tripod or an expensive dolly.



### **DJI Osmo Mobile 3**

With a 3-axis gimbal that effectively reduces shaky footage, Osmo Mobile 3 delivers a super-smooth, stabilized image. A lightweight, ultra-responsive design reacts to your movements in real time, letting you focus more on the moment at hand.

The DJI OSmo 3 is not compatible with all smart phones. You can access their phone compability list here:

[https://static1.squarespace.com/static/5f36585c99bf563f56a3f220/t/6137f4bad7c08d36976599ed/1631057082795/Osmo\\_Mobile\\_3\\_Mobile\\_Phone\\_Compatibility\\_List\\_en.pdf](https://static1.squarespace.com/static/5f36585c99bf563f56a3f220/t/6137f4bad7c08d36976599ed/1631057082795/Osmo_Mobile_3_Mobile_Phone_Compatibility_List_en.pdf)



### 3. Microphone

When considering microphones remember that the closer a microphone is to the talent the better the audio quality.

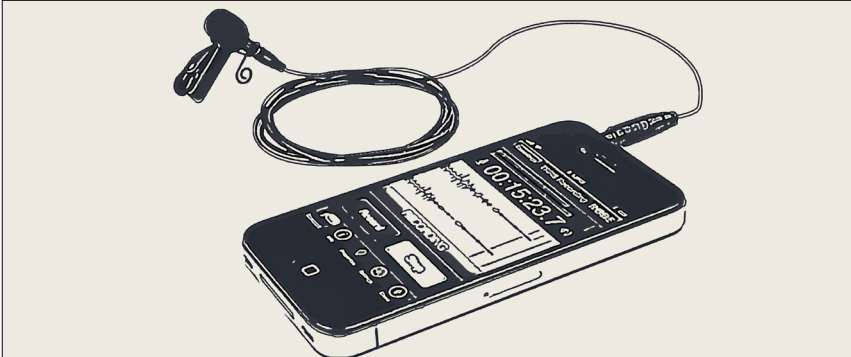
#### a. Camera microphone

Most smart phones have an inbuilt microphone. Usually the audio from the camera is not of the highest quality but it is absolutely necessary so that you can synchronise with other sources of audio.

#### b. Lapel microphone

Lapel microphones also known as lavalier microphones are very good for recording voices.

Rode microphones, built by an Australian company, are one of the most respected in the film and television industry.



#### i. The Rode SmartLav

This microphone can be used with an old smart phone as the recording device. This microphone can be purchased from a specialist music store for as little as \$89.

## 4. Green screen


Green screen allows you to drop in whatever background image you want behind actors and/or objects. This method is used in film and television production including news and weather.

Actors or objects must be filmed in front of a green screen. The background images are then added during the editing process. This will be explained later on.

To create these alternative backgrounds using green screen you will need to purchase a lime green sheet set.

You can also use pale or sky blue sheets if your actor is wearing green or if you are filming a green object.

You can buy a frame to hang your sheet but the alternative, taping it to a wall with electrician's tape, is much cheaper.



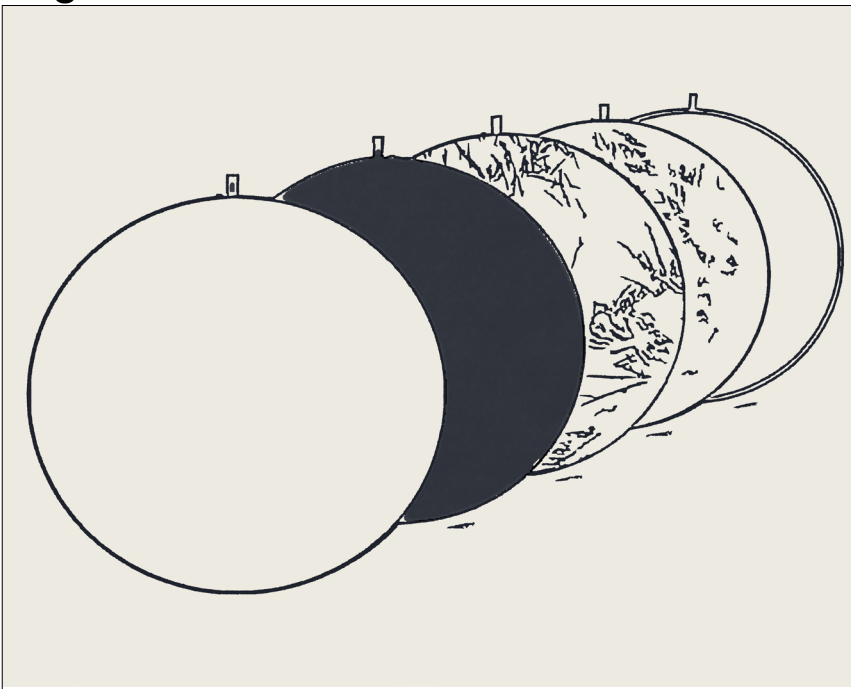
## 5. Lighting

Obviously the cheapest form of lighting is natural lighting. Fit for purpose LED lights are relatively cheap and available from online stores but here are some even cheaper alternatives:

### a. Reflectors

These discs of reflective material bounce existing light onto your subject. If you don't want to purchase one of these you can use large sheets of white cardboard.

aflg




## **b. Paper lanterns**

Nearly every lighting store or home furnishing store will sell these lanterns for as little as \$7. Amazon sells 20 for under \$30. They emit a beautiful soft light that can be used as a key, fill, or even a background light and are extremely adaptable.

For daytime use, you can switch to daylight balanced bulbs, which makes them such a versatile and valuable tool.

They can be mounted on a light stand, used on a boom pole (for walking scenes), or rigged up just about anywhere.





### **c. Work Lights**

These common construction lights can be bought at just about any hardware store for about \$30, and considering the amount of power they can generate, they tremendous value. You can buy these lights with tungsten or daylight balanced bulbs which makes them extremely versatile, and their strong output makes them a great option for demanding lighting situations such as night exteriors. These lights have been used in countless feature films (even large-scale productions such as Fight Club), and are a must have for a Director of Photography on a budget.



#### **d. Energizer LED Folding Area Lantern**

These little light panels are available at most hardware stores. They are often used for camping or as a means to light up a completely dark area at night. As such, they well-suited for use on a film set. The light quality and fall off from these little panels can be very similar to small LED lights. Use these lights as a soft key or fill light, as they do a great job of illuminating skin tones in a natural way.



### **e. Clamp Flood Lights**

These lights have been used for many years by filmmakers and photographers on a budget. They can be bought for as little as \$23 from your local hardware store.

They offer a great solution as an inexpensive, high power output. You can use a single lamp as a high key (or add diffusion to it if you prefer) or combine multiple lamps to illuminate an entire room.

